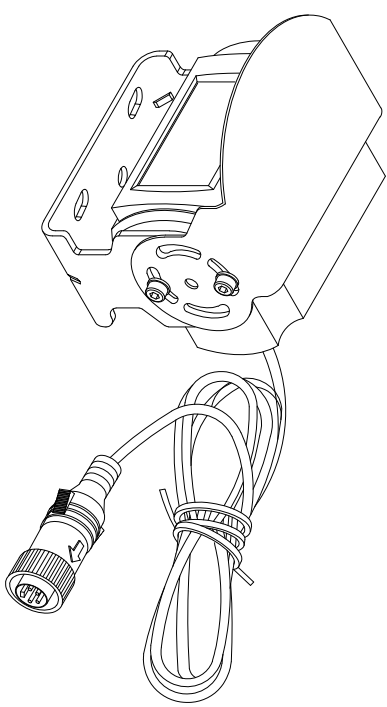


TABLE 1: BE-99XC CAMERA KIT OPTIONS

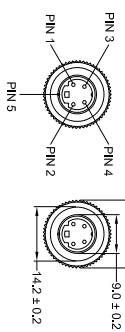
PART NO.	MODEL NO.	DESCRIPTION
5279	BE-990C	CAMERA, ELITE, IMAGE CORRECTED, HEATED, ULTRA-LOW-LIGHT, PAL, NO AUDIO
5280	BE-991C	CAMERA, ELITE, IMAGE CORRECTED, HEATED, ULTRA-LOW-LIGHT, NTSC, NO AUDIO

TABLE 2: CAMERA KIT CONTENTS

ITEM	(1)	(2)	(3)	(4)	(5)	(6)
PART NO.	5283	5294	3244A	3245	3246	5285
MODEL NO.	BE-990C-C	BE-991C-C	BE-99XC/BE-X OXC-BKT	BE-99XC/BE-X0 XC-SS	BE-9/2XXC-FI X	BE-99XC-IG
DESCRIPTION	CAMERA, ELITE, IMAGE CORRECTED, HEATED, PAL, NO AUDIO	CAMERA, ELITE, IMAGE CORRECTED, HEATED, NTSC, NO AUDIO	BE-99XC/BE2 XXC SERIES BRACKET	BE-99XC/BE2 XXC SERIES SUNSHIELD	BE-99XC/BE2 XXC SERIES FLAKING KIT	BE-99XC SERIES INSTALLATION GUIDE (NOT SHOWN)
BE-990C QTY.	1	-	1	1	1	1
BE-991C QTY.	-	1	-	-	-	1

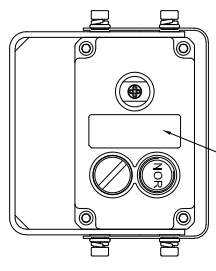
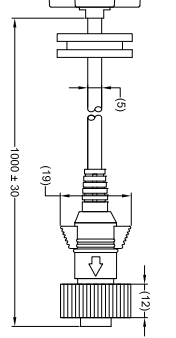
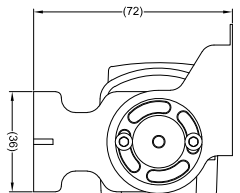
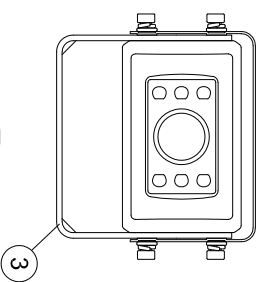
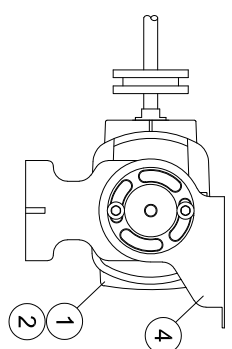
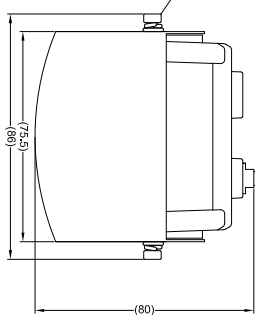


VIEW A



4 PIN MINI DIN MALE MATING FACE

PIN #	WIRE COLOUR	DESCRIPTION
1	YELLOW	VIDEO
2	RED	+12V
3	BLUE	N/C
4	WHITE	N/C
5	BLACKSHIELD	GND

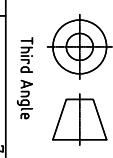


- NOTES:**
1. REFER TO COMPONENT DRAWINGS FOR COMPONENT DETAILS.
 2. FOR PRODUCT LABEL AND PACKAGING DETAILS REFER TO MASTER BOM.
 3. FOR INSTALLATION DETAILS REFER TO INSTALLATION GUIDE.
 4. ANY CUSTOMER MODIFICATION OF THIS PRODUCT CAUSING SUBSEQUENT FAILURE IS NOT A LIABILITY OF BRIGADE ELECTRONICS PLC.

PROPRIETARY NOTICE
 THIS DESIGN AND TECHNICAL INFORMATION APPEARING ON THIS DRAWING IS THE PROPERTY OF BRIGADE ELECTRONICS, AND IS DISCLOSED IN CONFIDENCE. IT IS NOT TO BE COPIED, REPRODUCED, REVEALED TO OR EXPLOITED BY OTHERS, EITHER IN WHOLE OR IN PART WITHOUT THE EXPRESS WRITTEN CONSENT OF BRIGADE ELECTRONICS.

Revision Notes			
R1 -			
AP A: -	Drawn:-	Checked:-	Approved:-
			Date:-

Assembly PI Approval T LIM (18/05/18)		Approved by B JOHN		Checked by W BEAZLEY		Drawn by M BUTLER	
Angle of Projection		Units mm	Scale N/A	Released 24/05/18		Assembly Ref -	



Status RELEASED	Part No SEE TABLE 1	BE-99XC
--------------------	------------------------	---------